



The RCN conducted an online survey of members of the RCN's Emergency Care Association (ECA) exploring respondent's experiences of corridor care. The ECA represents RCN members working in emergency care.






The link to this survey was emailed to 6,451 members in the RCN's Emergency Care Association and publicised on the forum's social media accounts. The survey was open from Tuesday 18 April 2023 until Tuesday 25 April 2023.

The majority of questions were closed-ended (quantitative in nature) with three supplementary open-ended text questions. In total, 560 ECA members completed it. This signifies a 9% response rate from our sample and demonstrates a representative view of Emergency Care Association members. Statistically, this sample provides a 95% confidence level in the results, with a 4% margin of error, which we consider acceptable for this type of research.





1. Do you regularly work in an emergency department?

			Response Percent	Response Total
1	Yes		90.00%	504
2	No		10.00%	56
			answered	560
			skipped	0





2. Where do you work in the UK?

			Response Percent	Response Total
1	England		77.50%	434
2	Scotland		5.89%	33
3	Wales		12.32%	69
4	Northern Ireland		4.82%	27
5	Other (please specify):		0.89%	5
			answered	560
			skipped	0



3. In the last six months, have you had to provide care to patients in a non-designated clinical area such as a corridor, waiting room or store room?

			Response Percent	Response Total
1	At least once a day		71.61%	401
2	At least once a week		19.11%	107
3	At least once a month		6.43%	36
4	Never		2.86%	16
			answered	560
			skipped	0




4. Since the beginning of last year, has the frequency of providing care in non-designated clinical environments:

			Response Percent	Response Total
1	Increased		85.54%	479
2	Stayed the same		9.82%	55
3	Decreased		2.14%	12
4	Not sure		2.50%	14
			answered	560
			skipped	0










5. As far as you know, does your hospital deploy any nursing staff specifically to look after patients in non-designated clinical areas such as corridors?

			Response Percent	Response Total
1	Yes		59.11%	331
2	No		40.89%	229
			answered	560
			skipped	0




6. Is the term 'corridor nursing' used?

			Response Percent	Response Total
1	Formally		36.96%	207
2	Informally		42.86%	240
3	Not at all		20.18%	113
			answered	560
			skipped	0




7. Please tell us if you have observed any of the following impacts on patients of having care provided in non-designated clinical areas (tick all that apply)

			Response Percent	Response Total
1	Clinical practice becomes physically difficult eg administration of IV therapies		91.61%	513
2	It is difficult to monitor patients		92.86%	520
3	Patient safety is compromised		91.79%	514
4	Patient confidentiality is compromised		95.00%	532
5	Patient dignity is compromised		96.79%	542
6	Patient distress is increased		86.61%	485
7	Patient privacy is compromised		97.32%	545
8	Relatives become distressed		86.96%	487
9	Patients and families are less satisfied with the care they receive		89.29%	500
			answered	560
			skipped	0









8. Have you felt comfortable to raise any concerns about impacts on patients of having care provided in non-designated clinical areas?

			Response Percent	Response Total
1	Yes		66.25%	371
2	No		30.89%	173
3	I haven't needed to raise any concerns		2.86%	16
			answered	560
			skipped	0

9. If you did raise a concern, were you satisfied with the response?

			Response Percent	Response Total
1	Yes		13.60%	74
2	No		65.26%	355
3	I didn't raise a concern		21.14%	115
			answered	544
			skipped	16

10. Please tell us of any impact on yourself or other staff of providing care in these circumstances (tick all that apply).

			Response Percent	Response Total
1	My mental health has suffered		48.75%	273
2	It makes me feel stressed		86.79%	486
3	It takes me longer than usual to provide the care I need to		84.46%	473
4	It makes me feel worried that patients may be receiving unsafe care		93.93%	526
5	I've worried about patients being harmed and being struck off the NMC register as a result		68.04%	381
6	I've worried about patients being harmed and this leading to a court case involving myself or my colleagues		69.82%	391
7	I've considered leaving the NHS		58.93%	330
8	I've faced increased violence or aggression from patients and relatives due to their frustration that care is not provided in appropriate locations		64.64%	362
			answered	560
			skipped	0